







4 SERIES

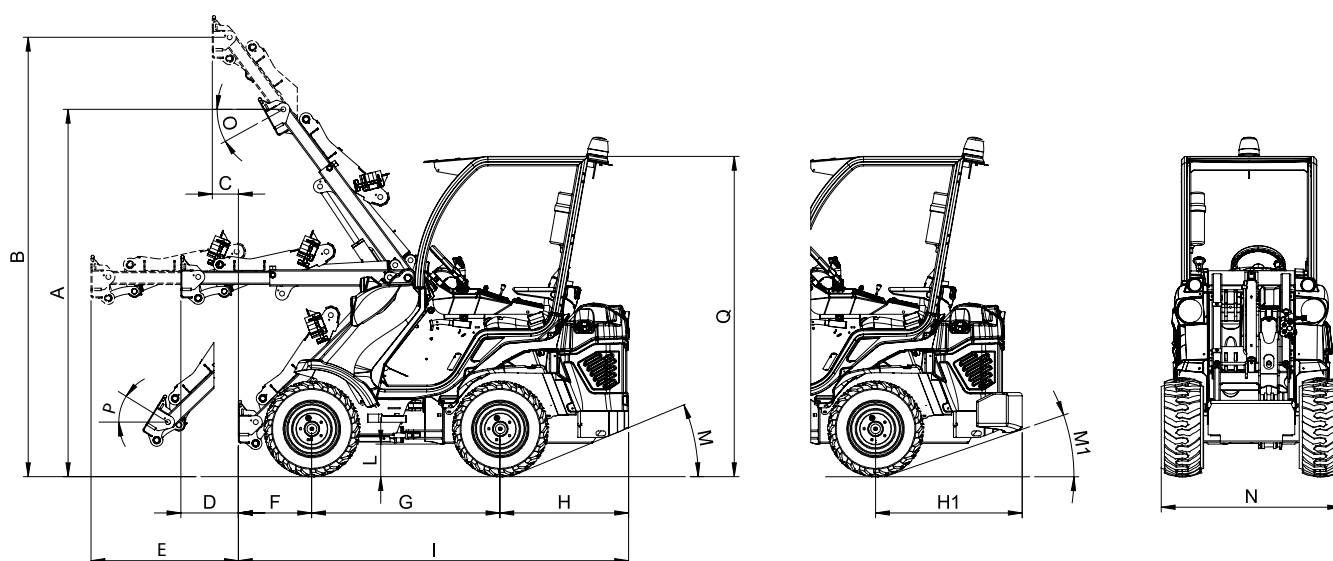
<http://tiny.cc/4seriesEN>

 TIPPING LOAD 1020 kg	 ENGINE POWER 20 hp	 SPEED 14 km/h	 FLOW RATE 31 l/min	 LIFT HEIGHT 2,75 m
--	---	---	--	--

Model	4.2
Engine	Kubota D722
Power (Iso Gross)	20 HP
Fuel	Diesel
Transmission	Hydrostatic
Drive speed (max.)	14 km/h (8.7 mph)
Aux. hydraulics oil flow	31 l/min (8.2 GPM)
Max. lifting height	2,75 m (108 in)
Tipping load, max ⁽¹⁾	1020 kg (2249 lbs)
Lifting capacity straight ⁽²⁾	820 kg (1808 lbs)
Lifting capacity fully articulated ⁽³⁾	700 kg (1543 lbs)
Breakout force / 50 cm (19.7 in)	800 kg (1764 lbs)
Pushing force (c)	900 kgf (900 kp)
Specific ground pressure (w/standard tires)	815 kg/m ² (167 lbs/sqft)
Turning radius: inside/outside	890/1890 mm (35/74.4 in)
Standard tires (Tractor profile)	23x8.50-12
Weight	940 kg (2072 lbs)
Product Code	C944000
Price	

⁽¹⁾ Maximum load that can be lifted just off the ground when the machine is straight, with rear weights and boom not extended. Weight of attachment included. ⁽²⁾ Machine straight, with rear weights and boom not extended. Weight of attachment is included. (80% of tipping load) ⁽³⁾ Machine fully articulated, with rear weights and boom not extended. Weight of attachment is included.

4 SERIES - FEATURES AND OPTIONS



DIMENSIONS (mm / in)

A - Pivot point height (not extended boom)	2250 / 88.6	I - Machine length	2390 / 94.1
B - Pivot point height (extended boom)	2750 / 108.3	L - Ground clearance	200 / 7.9
C - Outreach with lifted boom (extended boom)	160 / 6.3	M - Angle of departure	19°
D - Outreach with orizontal boom (not extended)	350 / 13.8	M1 - Angle of departure with rear weights	19°
E - Outreach with orizontal boom (extended)	900 / 35.4	N - Max width (with standard tires)	980 / 38.6
F - Front length	450 / 17.7	O - Dump angle	29°
G - Wheelbase	1150 / 45.3	P - Rollback angle	31°
H - Rear length	790 / 31.1	Q - Height (with standard tires)	1960 / 77.2
H1 - Rear length with rear weights	900 / 35.4		

Features

- 4WD hydrostatic Direct Drive motors, proportional servo control
- Hydraulic oil cooler
- Hydraulic multiconnector
- Double-H telescopic boom
- 4-functions joystick
- ROPS-FOPS Level I
- LCD graphic display with programmed service (tachometer, hour meter, fuel gauge, maintenance light, light indicator and other 14 indicators)
- 2 front working light
- Seat with armrests and safety belt, adjustable position
- Tipping sensor
- Mechanical parking brake
- High efficiency wheel motors

Tires size	Width (N)	Height (Q)
23x8.50-12	980 mm (38.6 in)	1960 mm (77.2 in)
23x10.50-12	1090 mm (42.9 in)	1960 mm (77.2 in)
27x8.50-15	1000 mm (39.4 in)	2010 mm (79.1 in)
26x12.00-12	1200 mm (47.2 in)	1998 mm (78.6 in)

4 - 5 SERIES - FEATURES AND OPTIONS

Options	Code	Price
Attachment coupling plate for rear mounting	C880031	
Driver area cover	C880049	
Rear weights 180 kg/396 lbs (90kg/198lbs+90kg/198 lbs)	C880054	
4 wheel spacer 10 mm (0,2 in)(max. 2 pcs for wheel)	C880090	
Flat face coupling kit	C880221	
Torque divider	C883004	
3 additional working LED light	C883018	
Rear 12V electric socket	C883022	
Rear bull bar with side extensions	C883036	
Beacon light	C883039	
Biodegradable oil	C883058	
Multifunction joystick (only 4.2 and 5.2)	C883061	
3 additional working halogen light	C883064	
Floating boom valve for 4.2 without self-leveling boom	C883401	
Rear hydraulic outlets - single	C883501	
Rear hydraulic outlets - double	C883502	
Additional front hydraulic outlets (only 5.3)	C883503	
Plexiglass windscreen (smart cabin)	C883506	
Plexiglass right side (smart cabin)	C883507	
Plexiglass back window (smart cabin)	C883508	
Warning & Safety lights for road travel with mirrors (COBO)	C883509	
Fully enclosed cab with sound insulation linen and mirrors	C883510	
Warning & Safety lights for road travel with mirrors (TIMA)	C883511	
Backup warning beeper	C883512	
Tractor tires 23x8.50-12, set of 4	C884005	
Grass tires 23x8.50-12, set of 4	C884006	
Tractor tires 23x10.50-12 ET-25, set of 4	C884007	
Grass tires 23x10.50-12 ET-25, set of 4	C884008	
Tractor tires 26x12.00-12 ET-50, set of 4	C884009	

4 - 5 SERIES - FEATURES AND OPTIONS

Options	Code	Price
Grass tires 26x12.00-12 ET-50, set of 4	C884010	
Skid tires 27x8.50-15, set of 4	C884011	
Wheel spacer 55 mm (2,2 in), set of 4	C885010	
Trailer coupling	C885014	
Left protection bar for operator	C885026	
Heating system	C885205	
Heated seat	C885216	
Floating boom valve	C885223	
220 V engine block heater	C885250	
110 V engine block heater	C885255	
Snow chains for wheel	see page 60	

Machine packages	Code	Price
4.2	ALL SEASON: Fully enclosed cab with sound insulation linen and mirrors + Heating system + Floating boom valve + Work light kit + Engine Block Heater	C944000/AS
	COMFORT: Heated seat + 3 additional working led lights + Floating boom valve	C944000/C
5.2	ALL SEASON: Fully enclosed cab with sound insulation linen and mirrors + Heating system + Floating boom valve + Work light kit + Engine Block Heater	C977016/AS
	COMFORT: Heated seat + 3 additional working led lights + Floating boom valve	C977016/C
5.3	ALL SEASON: Fully enclosed cab with sound insulation linen and mirrors + Heating system + Floating boom valve + Work light kit + Engine Block Heater	C977037/AS
	COMFORT: Heated seat + 3 additional working led lights + Floating boom valve	C977037/C